

**EKEDIGITAL**

Free Shipping Notification  
Extension for Magento 1.x

**User Guide & Documentation**



## TABLE OF CONTENTS

pg 2 | GETTING STARTED  
 pg 3 | HOW TO USE  
 pg 4 | SETTINGS AND CONFIGURATION  
 pg 4 | SUPPORT


THANK YOU FOR PURCHASING OUR EXTENSION FOR YOUR MAGENTO STORE. IF YOU HAVE ANY QUESTIONS THAT ARE BEYOND THE SCOPE OF THIS HELP FILE, PLEASE FEEL FREE TO EMAIL US FOR ADDITIONAL SUPPORT. THANKS SO MUCH!

## GETTING STARTED

The Free Shipping Notice extension for Magento 1 Community Edition let's you display a notification on top of your store letting users know about your free shipping and other promotions. It displays a prominent banner on top of your store with editable text and design.

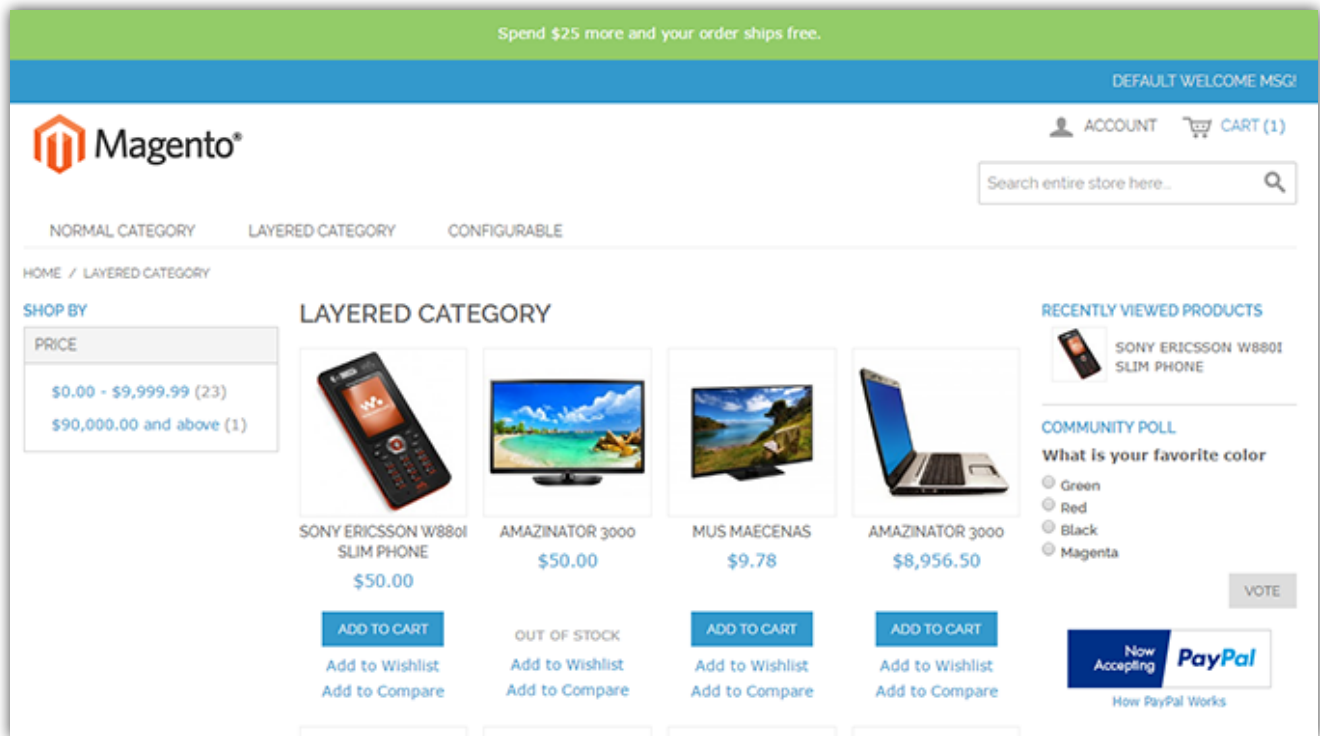
Before installing it is recommended that you create a full backup of your Magento site.

1. Log in to your Magento Admin panel and disable Magento Compiler if enabled by going to System > Tools > Compilation.
2. Connect to your site's server via your preferred FTP client and upload the extension files.
3. After the file upload is completed return to the admin panel and refresh your Magento cache by going to System > Cache Management.
4. Log out and log back into the admin panel to refresh the account and module permissions (otherwise you'll receive a 404 error when trying edit the module settings).
5. Re-Enable Magento Compiler if originally enabled by going to System > Tools > Compilation.
6. The module can be configured and enabled by visiting System > Configuration on the left navigation EKE DIGITAL section select the Free Shipping Notice tab

Configuration		
Free Shipping Ammount	<input type="text" value="75"/>	[STORE VIEW]
	<small>▲ Order total for free shipping.</small>	
Free Shipping Reached Text	<input type="text" value="Your order ships free"/> 	[STORE VIEW]
	<small>▲ Text to display if free shipping is valid.</small>	
Top of Page - Settings		
Enable	<input type="text" value="Enable"/>	[STORE VIEW]
Notification Text	<input type="text" value="Spend {{total}} more and your order ships free."/>	[STORE VIEW]
	<small>▲ Show current amount left for free shipping with {{total}}</small>	
Background Color	<input type="text" value="93CC68"/>	[STORE VIEW]
Text Color	<input type="text" value="FFFFFF"/>	[STORE VIEW]
Cart Page - Settings		
Enable	<input type="text" value="Enable"/>	[STORE VIEW]
Notification Text	<input type="text" value="Spend {{total}} more and your order ships free."/>	[STORE VIEW]
	<small>▲ Show current amount left for free shipping with {{total}}</small>	
Background Color	<input type="text" value="93CC68"/>	[STORE VIEW]
Text Color	<input type="text" value="FFFFFF"/>	[STORE VIEW]

## HOW TO USE

To enable and configure the extension log in to your admin panel and access system -> configuration -> settings. On the left navigation under the EKE DIGITAL section access the Free Shipping Notice Tab. On the configuration section set the module to enabled. It's also worth noting that while the module was primarily built to showcase a free shipping promotion it has the flexibility to allow store owners to advertise other promotions as well. For example if your store offers a free item on orders over a certain amount the wording can be changed to match as needed. A matching free shipping or promotion needs to be setup on magento, this module only displays text it does not alter or configure shipping methods or any other promotions setting.



## SETTINGS AND CONFIGURATION

### FREE SHIPPING AMOUNT

This allows you to enter a numeric value defining at what threshold the customer would receive free shipping. It is also used to calculate cart value remaining in order for the customer to receive free shipping and can be displayed in the notification. For example if you set the value to \$75 and a customer has a cart worth \$50 they could see a notice saying "add an additional \$25 and your order ships free". This value changes as they add or remove from cart, if their cart total is greater than this value then it displays the free shipping reached text.

### FREE SHIPPING REACHED TEXT

If the customer's current cart total surpasses your free shipping shipping amount value, the text specified on this entry box will be shown instead of the free shipping promo text. For example " your order ships free."

### ENABLE

Let's you enable or disable the notification text from appearing on the corresponding section.

### NOTIFICATION TEXT

Enter the text you'd like to be shown, you can specify where the total remaining by using variable {{total}}. For example "you are {{total}} away from free shipping".


### BACKGROUND COLOR

Allows you to set the background color of the notification bar to the corresponding section.

### TEXT COLOR

Allows you to set the color of the notification text to the corresponding section.

The screenshot shows a Magento shopping cart page. At the top, there is a blue navigation bar with the Magento logo and links for ACCOUNT and CART (1). Below the navigation bar is a search bar and category tabs: NORMAL CATEGORY, LAYERED CATEGORY, and CONFIGURABLE. A green notification bar displays the message: "Spend \$25 more and your order ships free." Below this is the "SHOPPING CART" section, which includes a "PROCEED TO CHECKOUT" button and a message: "Sony Ericsson W880i Slim Phone was added to your shopping cart." The cart table has the following items:

PRODUCT	PRICE	QTY	SUBTOTAL
 <b>SONY ERICSSON W880I SLIM PHONE</b> SKU: 21 Custom Option: Option 1	\$50.00	1	\$50.00

Below the table are links for "EMPTY CART", "UPDATE SHOPPING CART", and "CONTINUE SHOPPING". To the right of the table is a "DISCOUNT CODES" field with an "APPLY" button. Below that is the "ESTIMATE SHIPPING AND TAX" section with dropdowns for "COUNTRY" (United States), "STATE/PROVINCE" (Please select region, st), and "ZIP". An "ESTIMATE" button is also present. At the bottom right, a summary box shows "SUBTOTAL \$50.00" and "GRAND TOTAL \$50.00".

## SUPPORT

For any questions, concerns or troubleshooting assistance please email support@ekedigital.com.